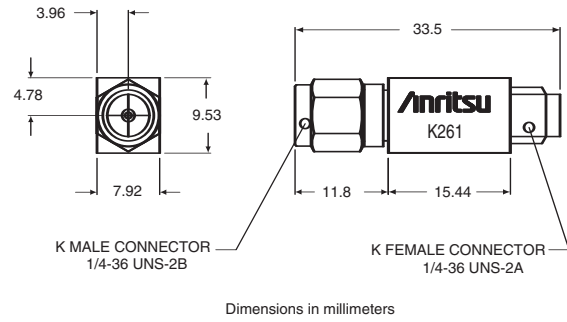



PRECISION DC BLOCKS

K261, 10 kHz to 40 GHz, V261 50 kHz to 65 GHz

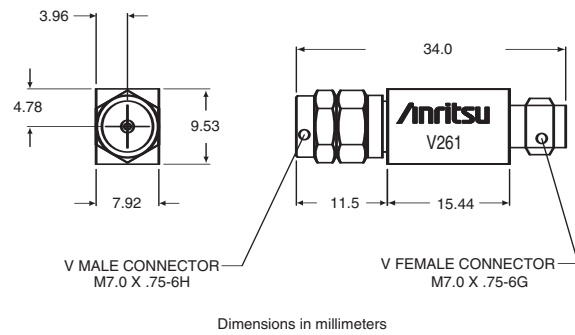


K261 outline

These ultra-wide bandwidth DC Blocks have been optimized for optical communications and other high-speed pulse, data or microwave applications. Designed to apply AC drive signals to a device while eliminating any DC components, these DC Blocks feature wide bandwidth, excellent low frequency response, minimum insertion loss and flat group delay. Precision K Connector® and V Connector® interfaces assure excellent impedance match across the wide bandwidths available. A one year warranty is provided.

Features

- Ideal for Optical Communications and high speed Pulse Applications
- <1.0 dB Insertion Loss (K261)
- Risetime: <5 ps (V261), <7 ps (K261)



V261 outline

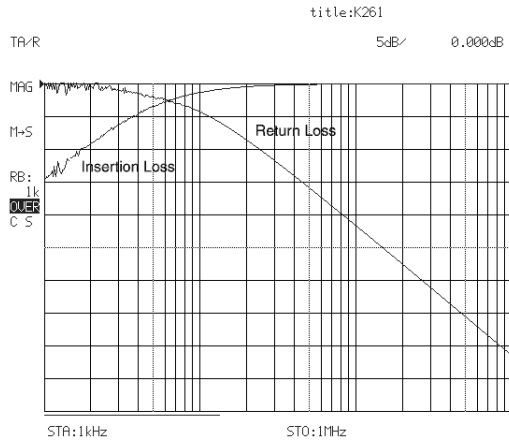
Specifications

Model	Frequency range 3 dB BW	Insertion loss	Return loss	Rise time	Group delay	Max DC voltage	Max RF power	Connectors
K261	10 kHz to 40 GHz	<1.0 dB typical	See Plot	< 7 ps typical	110 ±1 ps typical	16VDC	1 W	RF In: K(m) RF Out: K(f)
V261	50 kHz to 65 GHz	< 2.0 dB typical	See Plot	< 5 ps typical	113 ±1 ps typical	16VDC	1 W	RF In: V(m) RF Out: V(f)

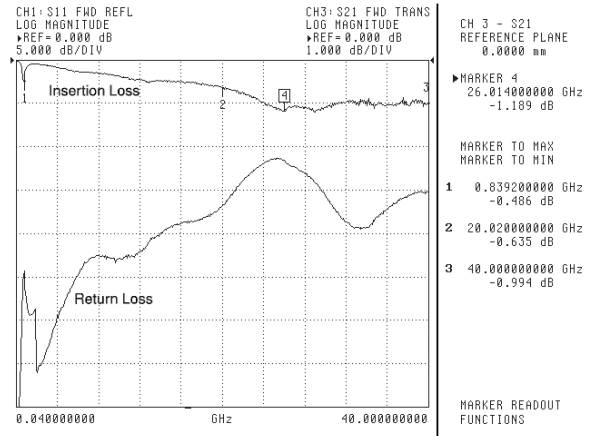
Specifications apply over the temperature range of 0°C to +70°C.

PRECISION DC BLOCKS

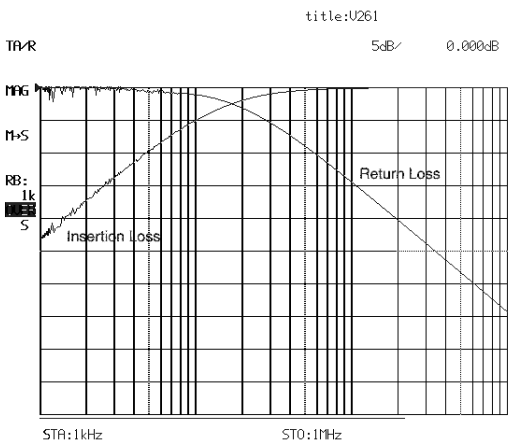
K261, 10 kHz to 40 GHz, V261 50 kHz to 65 GHz



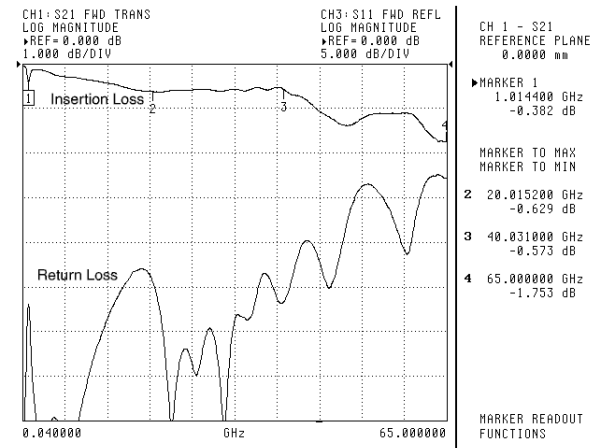
Typical Low Frequency Insertion Loss measured on K261 over the range of 1 kHz to 1 MHz.



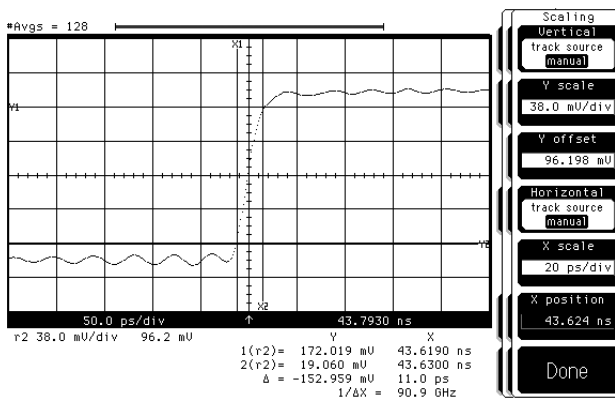
Insertion Loss and Return Loss measured on K261 over the range of 40 MHz to 40 GHz.



Typical Low Frequency Insertion Loss measured on V261 over the range of 1 kHz to 1 MHz.



Insertion Loss and Return Loss measured on V261 over the range of 40 MHz to 65 GHz.



Typical Uncorrected Pulse Response for V261. Absolute risetime for the DC Blocks is derived from this measured data by applying the RSS method to compensate for the risetime of the input pulse.

$$\sqrt{T_{BT}^2 + T_{PG}^2} = T_{meas.}$$

$T_{meas.}$ = uncorrected risetime
 T_{BT} = absolute Bias Tee risetime
 T_{PG} = risetime of input pulse

Ordering information

Please specify model/order number, name, and quantity when ordering.

Model/Order No.	Name
K261	Precision DC Block, 50 kHz to 40 GHz
V261	Precision DC Block, 100 kHz to 65 GHz